

Hey kids!
Hey kids! This month we are
going to journey through
the story of Moses
Are you ready?
Lets go!

2nd May

A colouring – Baby Moses

Action - Colour in Baby Moses

“But after three months, she was not able to hide the baby any longer. So she got a basket made of reeds and covered it with tar so that it would float. She put the baby in the basket. Then she put the basket among the tall grass at the edge of the Nile River.” Exodus 2:3



Week 1
Baby Moses

3rd May

How do you think Moses’s family were feeling when they said goodbye?

Action - Write it below:

4th May





Write your prayer for this week here...

Action - Write it below:

Large dotted writing area for the 3rd and 4th May activities.

5th May


Action - Circle the picture of what Moses travelled in down the river.



6th May

Action - Lets read Exodus 2:9-10 together:

The king's daughter said to the woman, "Take this baby and nurse him for me. I will pay you." So the woman took her baby and nursed him. After the child had grown older, the woman took him to the king's daughter. She adopted the baby as her own son. The king's daughter named him Moses, because she had pulled him out of the water." (ICB)



7th May

Write down 3 times God has answered your prayers

Action - Write them below:

1.

2.

3.



8th May

Draw a picture of the princess picking up baby Moses.

Action - Draw in the box

